



# TOUR

S00361-0103

Gilet ergonomico da uomo, chiusura tramite zip con cursore in metallo "semi-auto lock" e tiretto personalizzato. Fine bordino nel giro manica e in vita, due tasche laterali con zip, una tasca al petto. Lavorazione a maglia con inserti in soft-shell nero.

**Composizione:** 100% POLIESTERE

**Aspetto:** MAGLIA DI POLIESTERE E SOFT-SHELL

**Peso:** 380 GR/MQ


**Taglie:** XXS-XS-S-M-L-XL-XXL-3XL-4XL-5XL

**Imballo:** 1/20


**MADE IN:** MADE IN CHINA

**HS CODE:** 62014010


## Colori



GIALLO FLUO/NERO




ARANCIONE FLUO/NERO




ROSSO/NERO-GIALLO FLUO




BLU MELANGE/NERO-GIALLO FLUO



STEEL GREY MELANGE/NERO-ARANCIONE FLUO



GRIGIO MELANGE/NERO-GIALLO FLUO



NERO/NERO-GIALLO FLUO

## Istruzioni di lavaggio



## Certificazioni



## Guida alle taglie

International Sizes	XXS		XS		S		M		L		XL		XXL		3XL		4XL		5XL	
IT - DE	36	38	40	42	44	46	48	50	52	54	56	58	60	62	64	66	68	70	72	74
FR - ES	32	34	36	38	40	42	44	46	48	50	52	54	56	58	60	62	64	66	68	70
UK Top	29	30	31	33	34	36	38	39	41	42	44	46	47	48	50	52	53	55	56	58
UK Trousers	25	27	28	29	30	32	33	34	36	38	40	41	43	45	46	48	49	51	52	54
<b>(G) - cm</b>	37	37	38	38	39	39	40	40	41	41	42,5	42,5	44	44	45	45	46	46	47	47
<b>(G) - in</b>	14½	14½	15	15	15½	15½	15¾	15¾	16	16	16¾	16¾	17¼	17¼	17¾	17¾	18	18	18½	18½
<b>(A) - cm</b>	72	76	80	84	88	92	96	100	104	108	112	116	120	124	128	132	136	140	144	148
<b>(A) - in</b>	28	30	31	33	34	36	38	39	41	42	44	46	47	48	50	52	53	55	56	58
<b>(B) - cm</b>	64	68	72	74	76	80	84	88	92	96	100	104	108	112	116	120	124	128	132	136
<b>(B) - in</b>	25	27	28	29	30	32	33	34	36	38	40	41	43	45	46	48	49	51	52	54
<b>(C) - cm</b>	80	84	88	90	92	96	100	104	108	112	116	120	124	128	132	136	140	144	148	152
<b>(C) - in</b>	31	33	34	35	36	38	39	41	42	44	46	47	49	50	52	53	55	56	58	59
<b>(D) - cm</b>	82	82	84	84	85	85	86	86	87	87	88	88	88	88	88	88	89	89	89	89
<b>(D) - in</b>	32	32	33	33	33	33	33	33	34	34	34	34	34	34	34	34	35	35	35	35
<b>(E) - cm</b>	170/181				175/187				175/189											
<b>(E) - in</b>	67/71				69/73				69/75											

